

NEOSTAR

3P54 Mono-Glass Module

470W-500W

Technical Features:

-  Partial Shading Optimisation
-  Better Temperature Coefficient
-  High Temperature Restriction
-  Micro-crack Resistance
-  Higher Power
-  Lower BOS
-  More Aesthetic Values
-  Infinite Technology



reddot winner 2023




Product Warranty
Extendable to 25years*



Performance Warranty



Warranty partner

Munich RE 

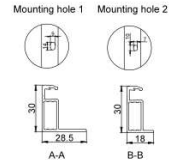
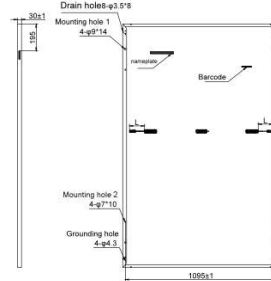
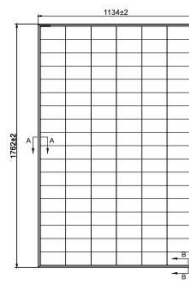
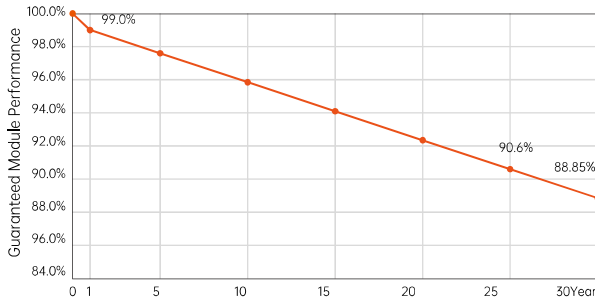
500W
Output

25.0%
Efficiency

≤1%
First-year Degradation

≤0.35%
Annual Degradation from Year 2-30

30-year Linear Performance Warranty



Tolerance
L: ±2mm
W: ±2mm
Unit: mm

Electrical Characteristics (STC: AM1.5 1000W/m ² 25°C NOCT: AM1.5 800W/m ² 20°C 1m/s)														Power Tolerance: 0~ + 3%	
Module Type	AIKO-A470-MCE54Mw		AIKO-A475-MCE54Mw		AIKO-A480-MCE54Mw		AIKO-A485-MCE54Mw		AIKO-A490-MCE54Mw		AIKO-A495-MCE54Mw		AIKO-A500-MCE54Mw		
Test Conditions	STC	NOCT	STC	NOCT	STC	NOCT	STC	NOCT	STC	NOCT	STC	NOCT	STC	NOCT	
P _{max} [W]	470	356	475	360	480	364	485	367	490	371	495	375	500	379	
V _{oc} [V]	40.70	38.61	40.80	38.71	40.90	38.80	41.00	38.90	41.10	38.99	41.20	39.09	41.30	39.18	
V _{mp} [V]	34.30	32.54	34.40	32.64	34.50	32.73	34.60	32.83	34.70	32.92	34.80	33.02	34.90	33.11	
I _{sc} [A]	14.72	11.89	14.76	11.93	14.80	11.96	14.84	11.99	14.88	12.02	14.92	12.06	14.96	12.09	
I _{mp} [A]	13.71	10.96	13.81	11.04	13.92	11.13	14.02	11.21	14.13	11.29	14.23	11.37	14.33	11.46	
Module Efficiency	23.5%		23.8%		24.0%		24.3%		24.5%		24.8%		25.0%		

Product Specification	
Cell Type	N-Type ABC
Glass	3.2mm tempered glass
Backsheet	High weather resistant backsheet
Frame	Black anodized aluminum
Cable	4mm ² (IEC) 12AWG(UL) ±1200mm
No. of Cells	108(6*18)
Junction Box	IP68, 3 bypass diodes
Connector	Original MC4-EVO2A
Weight	21.1kg±3%
Dimension	1762*1134*30mm
Package Detail	37pcs per pallet / 222pcs per 20'GP / 962pcs per 40'HC

Temperature Ratings (STC)	
Temperature Coefficient of I _{sc}	+ 0.05%/ °C
Temperature Coefficient of V _{oc}	- 0.22%/ °C
Temperature Coefficient of P _{max}	- 0.26%/ °C

Installation Guide	
Operation Temperature	-40°C - +85°C
Maximum Series Fuse Rating	25A
Protection Class	Class II
Maximum System Voltage	DC1500V
Maximum Static Loading	Front 5400Pa Back 2400Pa
Hail Test	25 mm diameter hail at 23 m/s
Fire Rating	IEC Class C



www.aikosolar.com
marketing@aikosolar.com

*AIKO reserves right to update the specification without notice
*Optional Munich Re coverage is available upon request
V4.1_202510_DsDr_EN